

Pulsative Corona From Free Spherical Conducting Particles in SF₆ / Gas Mixtures

ANWAR H. MUFTI

*High Voltage Laboratory, Electrical & Computer Eng. Dept.,
King Abdulaziz University, Jeddah, Saudi Arabia*

ABSTRACT. Pulsative corona discharges from free spherical shaped conducting particles are investigated experimentally using SF₆ and its mixtures with nitrogen N₂, perfluorocarbon C₈F₁₆O, triethylamine (C₂H₅)₃N and freon C₂Cl₃F₃ gases. Corona inception, particle lift-off and breakdown voltages as well as charge-voltage (q-V) characteristics were determined in these mixtures. The results show that corona characteristics are affected by particle diameter and gas mixtures. Generally, small percentage of these additive gases results in reduced corona charge levels. The particle movement is also observed and reported in this paper.

Introduction

SF₆ insulated high voltage apparatus such as gas insulated substation (GIS) and gas insulated transmission line (GITL) need a high degree of insulation reliability. The insulation strength of such systems can be greatly reduced by the presence of contamination in the form of conducting particles^[1]. This behavior has led to a considerable research interest in the corona and breakdown characteristics of SF₆ and SF₆ gas mixtures containing fixed and free conducting particles^[2,3]. These mixtures are reported to exhibit reduced sensitivity to microscopic field nonuniformities and higher corona stabilized breakdown levels as compared to SF₆ gas alone^[4,5]. The presence of N₂ in SF₆ tends to reduce the undesirable influence of particles or surface asperities^[6,7]. Similarly, SF₆ mixtures with C₈F₁₆O, (C₂H₅)₃N and C₂Cl₃F₃ show improved insulation strength in nonuniform fields^[8].

In a previous report^[3], the authors investigated the corona from wire shaped free conducting particles of different parameters and discussed the q-V characteristics for SF₆/gas mixtures. In this paper, the investigations are extended by using spherical particles and SF₆ mixtures with N₂, C₈F₁₆O, (C₂H₅)₃N and C₂Cl₃F₃ gases. Corona onset, particle lift-off and breakdown voltages as well as pulsative corona charge levels are measured under different experimental conditions. The particle motion is also observed. The results show that the q-V characteristics are affected by gas composition. Generally, the addition of a small percentage of nitrogen, perfluorocarbon, triethylamine and freon to SF₆ reduces the pulsative corona charge levels and increases the particle-initiated breakdown voltage level.

Experimental System

The measurements were carried out using a transparent, Plexiglass cylindrical pressure vessel of 130mm internal diameter and 520mm height. Concave electrodes of 60mm diameter with an interelectrode gap separation of 13.3mm were used. Sphere particles having diameters ϕ of 3.2mm and 4.8mm were employed. This electrode configuration is used to avoid the particle tendency to migrate out of the gap as a result of their bouncing motion and to obtain a triggered breakdown voltage up to 100 kV.

The high voltage source was a 60 Hz, 100 kV test transformer. A current limiting water resistor was connected in series with the high voltage supply. A partial discharge detector consisting of a coupling capacitor, measuring impedance and a partial discharge meter was used to measure the pulsative corona charge levels. Without the test geometry in the circuit, the system had a partial discharge level of < 5 pC for voltages of 100 kV.

The SF₆ gas used was of commercial purity i.e. 99.8% pure. The total gas pressure was kept constant at 0.3 MPa throughout the investigations to be in conformity with the busbar pressure in practice. The percentage of the additive gas indicated is by volume and was chosen arbitrarily. The experimental investigations are carried out at room temperature of 23°C.

Charge-voltage (q-V) characteristics were measured for electrodes in the absence of particles. Then these measurements were repeated with particles until corona onset was detected. Subsequently, corona charge levels were measured for different values of applied voltage. Particle motion was observed by using a telescope. In addition to q-V characteristics, particle lift-off as well as breakdown voltages were also recorded.

Results

Pulsative corona charge levels associated with positive (+pC) and negative (-pC) half cycles were measured for SF₆ gas without any particles and with a single particle of $\phi = 3.2$ mm. Figure 1 shows that without particles corona started at 40 kV with a charge

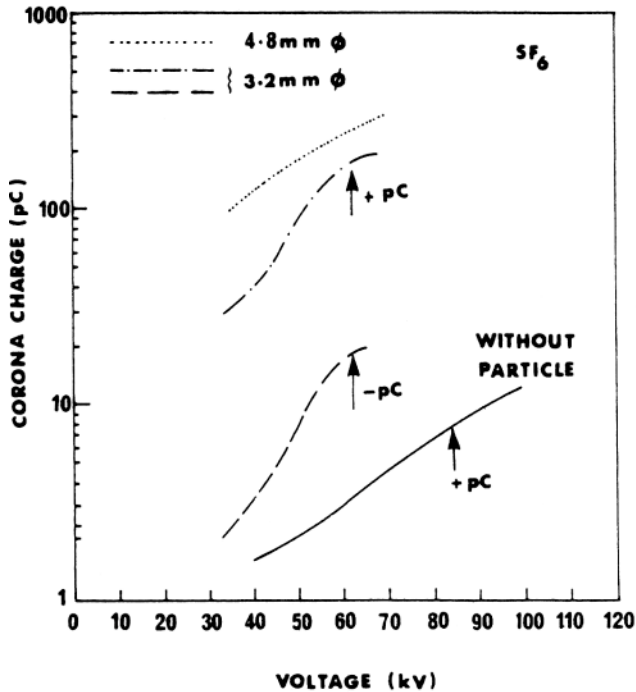


Figure 1. Corona characteristics for positive (+ pC) and negative (- pC) half cycles for two spherical particles in SF_6 .

level of 1.5 pC which increases with applied voltage V . With 3.2mm diameter particle the corona initiated at 33 kV with considerably higher pulse charge level. As expected q increases with V and positive corona charge levels (+ pC) are in an order of magnitude higher than the negative corona charge levels (- pC). Moreover, positive corona charge levels measured using particle of $\phi = 4.8\text{mm}$ is also shown in Figure 1. It shows that as particle diameter is increased, the onset voltage increases. Furthermore for a given V , the charge level associated with a bigger diameter particle is more than the corresponding value for smaller particle. At the corona onset, the 3.2mm particle excited a circular motion on the bottom electrode. At $V = 45$ kV, this particle started to bounce during its circular motion. At 65 kV, the bounce height increased significantly. 4.8mm particle started bouncing on the bottom electrode at the onset voltage of $V \sim 35$ kV with pulses of 100 pC on the positive half cycle.

With $\text{SF}_6 / 2.5\% \text{N}_2$ with mixture and 3.2mm diameter particle, corona starts with $q = 9$ pC on the positive half cycle at $V = 25$ kV as shown in Figure 2. In this mixture +pC values are lower whereas - pC values are higher than the corresponding values in SF_6 gas. Thus the addition of a small N_2 percentage to SF_6 modifies the positive as well as negative corona pulses. For this mixture, particle started bouncing at 35 kV at the bottom electrode. The bouncing height increased with voltage. However, for this mixture,

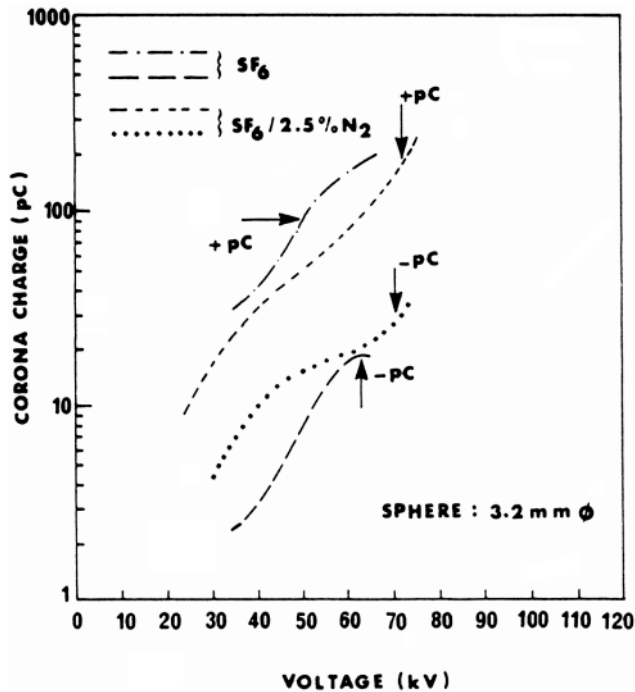


Figure 2. Corona characteristics for positive (+ pC) and negative (– pC) half cycles for one spherical particle in $\text{SF}_6/2.5\% \text{N}_2$ mixtures.

the circular motion of particle on the bottom electrode which was noticed in SF_6 gas was not observed.

Figure 3 shows the q-V characteristics for SF_6 mixture containing 2.5% and 1.5% of perfluorocarbon vapour for a single spherical particle of 3.2mm diameter. With these mixtures corona pulses were detected at 30 kV (1.5% $\text{C}_8\text{F}_{16}\text{O}$) and 25 kV (2.5% $\text{C}_8\text{F}_{16}\text{O}$) with positive corona charge levels of 1.5 and 11 pC respectively. Generally +pC values for these mixtures are lower and – pC values are higher than the corresponding values in SF_6 gas. Furthermore, the corona levels for the mixture containing 2.5% $\text{C}_8\text{F}_{16}\text{O}$ are higher than the corresponding values for 1.5% $\text{C}_8\text{F}_{16}\text{O}$ - SF_6 mixture. In the $\text{SF}_6/2.5\% \text{C}_8\text{F}_{16}\text{O}$ mixtures, the particle exhibited irregular movement at the bottom electrode at a threshold voltage of 30 kV. The particle motion increased and had a bouncing pattern appears at a higher voltage. In $\text{SF}_6/1.5\% \text{C}_8\text{F}_{16}\text{O}$ mixture, the particle motion was a noticed at a higher threshold voltage of 50 kV.

Figure 4 shows the q-V characteristics with a single 3.2mm diameter particle present in SF_6 mixtures with triethylamine ($\text{C}_2\text{H}_5)_3\text{N}$ and freon $\text{C}_2\text{Cl}_3\text{F}_3$ additives. Each of these additives had 2.5% content in the mixture. With triethylamine additive, the corona charge at

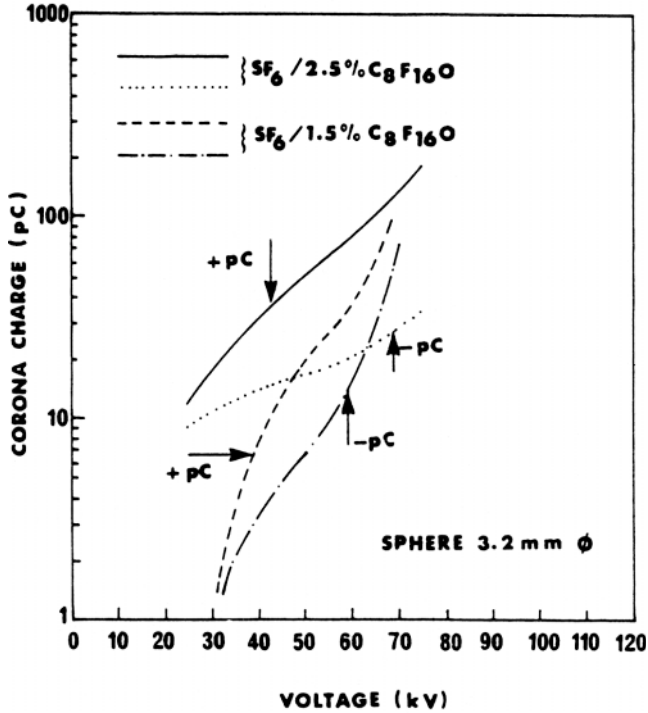


Figure 3. Corona characteristics for positive (+ pC) and negative (– pC) half cycles for one spherical particle in $\text{SF}_6/2.5\% \text{C}_8\text{F}_{16}\text{O}$ mixtures.

the inception voltage of 25 kV was as low as 3 pC during the positive half cycle. Similar corona charge value is observed for the $\text{C}_2\text{Cl}_3\text{F}_3$ additive but at a higher onset voltage of 30 kV. For both of these mixtures, corona charge increases rapidly with voltage. Also the difference between – pC and + pC values are significantly smaller in these mixtures as compared to SF_6 gas. In $\text{SF}_6/(\text{C}_2\text{H}_5)_3\text{N}$ mixture, the particle exhibited circular motion at the bottom electrode starting around 30 kV which later on lead to bouncing motion at a higher voltage. In SF_6 -freon mixture only the bouncing motion was noticed.

Discussion

When a conducting particle is in contact with one of the electrodes, it gets charge under applied stress. The particle motion is controlled by electrostatic and gravitational forces. In addition, if corona discharges occur at the particle surface, corona wind becomes an additional force. Generally, under ac stress, the particle lifts off the bottom electrode and assumes a bouncing motion, reaching a height determined by the applied voltage, particle parameters and gas composition. As the applied voltage is increased, the bouncing height as well as corona charge levels increase till a breakdown is trig-

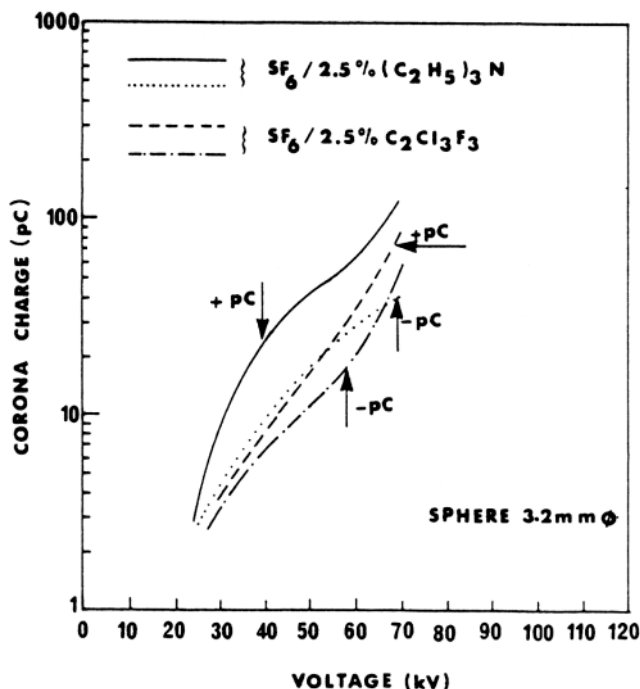


Figure 4. Corona characteristics for positive (+ pC) and negative (- pC) half cycles for one spherical particle in $\text{SF}_6/2.5\% (\text{C}_2\text{H}_5)_3\text{N}$ and $\text{SF}_6/2.5\% \text{C}_2\text{Cl}_3\text{F}_3$ - mixtures.

gered when the particle approaches the opposite polarity electrode^[9]. Small spark discharges also occur at the instant of a particle-electrode impact^[10].

The modes of particle motion as well as required stresses are different in different gases^[11]. These results indicate that even a small percentage of an additive can make significant differences in particle motion as well as corona charge characteristics. Generally, the pulsative charge in positive half cycle is higher than its negative half cycle counterpart. In SF_6 gas, this difference in the q values between the two half cycles is very large with +pC values in an order of magnitude higher than the -pC values. Generally, breakdown takes place in positive half cycle in SF_6 gas. Therefore, this large difference in q values may explain the sensitivity of SF_6 to contamination at high gas pressures^[1,9]. For the SF_6/gas mixtures investigated in this work, the differences between +pC and -pC values are relatively small. All such mixtures suppress the positive corona pulse levels while increase the negative corona pulse levels. The high electronegative additives whose attachment cross section extends to higher energies than that of SF_6 can cause substantial increase in the negative corona stabilization and lowers the positive corona stabilization^[11]. Consequently, these additives reduce the sensitivity of SF_6 gas to microscopic field nonuniformities and increase the corona stabilized breakdown volt-

age levels. More recent works by the author have studied and discussed the physical properties of such mixtures in a highly non-uniform field^[5,12,13]. For the mixtures investigated, particle-initiated breakdown voltages are shown in Table 1. This table further shows the maximum corona charge levels and the applied voltage levels when the particle started motion (mobility mode) and when the particle started lift-off and bouncing motion (bouncing mode). In SF₆ mixtures, the mobility mode starts with a low q value at a lower threshold voltage as compared to SF₆ gas. A similar feature is noticed in the bouncing mode. The higher breakdown voltage of SF₆/gas mixtures shows the improvement of corona stabilization processes. Hence, the additives investigated here exhibit improved particle-initiated breakdown voltages and are good candidates for large scale testing and possible industrial uses^[4,6].

TABLE 1. Particle-initiated breakdown voltage and motion modes.

| SF ₆ /gases mixture | Mobility mode | | Bouncing mode | | Breakdown kV |
|---|---------------|----|---------------|------|-----------------|
| | kV | pC | kV | pC | |
| SF ₆ | 33 | 30 | 45 | 45 | 75 |
| SF ₆ /2.5%N ₂ | 25 | 9 | 35 | 25 | 92 |
| SF ₆ /2.5% C ₈ F ₁₆ O | 30 | 18 | 40 | 32 | 89 |
| SF ₆ /2.5% (C ₂ H ₅) ₃ N | 30 | 9 | 40 | 25 | 75 |
| SF ₆ /2.5% C ₂ Cl ₃ F ₃ | 30 | 4 | 45 | 12.5 | 83 |

Conclusions

Small percentages of N₂, C₈F₁₆O, (C₂H₅)₃N and C₂Cl₃F₃ additives to SF₆ modify the pulsative corona from free conducting spherical particles. Generally, these additives reduces the corona charge levels, and increases the particle-initiated breakdown voltages, thereby making such mixtures less sensitive than SF₆ to the effects of microscopic field nonuniformities. These mixtures also show different particle motion characteristics. Extensive research effort is required to fully understand the dielectric behavior of these mixtures.

References

- [1] **Laghari, J.R.** and **A.H. Qureshi**, "A Review of Particle-Contaminated Gas Breakdown", IEEE Trans EI. Vol. 16 No. 5, October 1991, pp. 388-398.
- [2] **Yunping, F.**, **O. Farish**, **I.D. Chalmers** and **A. Aked**, "Particle-Initiated Breakdown in Coaxial Systems in SF₆ and SF₆/Air Mixtures". Proc. Eight International Conference on gas discharges and their applications, 1995, pp. 235-238.
- [3] **Mufti, A.H.**, **A.A. Arafa** and **N.H. Malik**, "Corona Characteristics for Free Conducting Particles in Various SF₆-Gas Mixtures". IEEE Trans. EI. Vol. 1, No. 3, June 1994, pp. 509-519.
- [4] **Devins, J.C.**, "Replacement Gases for SF₆". IEEE Trans EI. Vol. 15, No. 2, April 1980, pp. 81-86.
- [5] **Mufti, A.H.** and **A.A. Arafa**, "N₂ Synergism with SF₆/Gas Mixtures in Nonuniform Field Breakdown". Conference Record of the 1994, IEEE International Symposium on Electrical Insulation, IEEE Publication 94 CH3445-4, pp. 512-514.

- [6] **Christophorou, L.G.** and **R.J. Van Brunt**, "SF₆/N₂ Mixtures Basic and HV Insulation Properties. IEEE Trans EI. Vol. 2, No. 5, October 1995, pp. 952-1003.
- [7] **Malik, N.H., A.H. Qureshi** and **G.D. Theophilas**, "Static Field Breakdown of SF₆-N₂ Mixtures in Rod-Plane Gaps". IEEE Trans EI. Vol. 14, 1979, pp. 61-69.
- [8] **Mufti, A.H.** and **A.A.O. Arafa**, "Nonuniform Field Breakdown Characteristics of SF₆/Gas Mixtures Containing Small Amounts of N₂". Proc. Tenth International Conference on gas discharges and their applications, 1992, Vol. 1, pp. 394-397.
- [9] **Cookson, A.H., O. Farish**, and **G.M.L. Sommerman**, "Effect of Conducting Particles on a.c. Corona and Breakdown in Compressed SF₆". IEEE Trans. PAS, Paper No. 71-TP-508-PWR, 1971, pp. 1329-1338.
- [10] **Cookson, A.H.** and **O. Farish**, "Particle-Initiated Breakdown Between Coaxial Electrodes in Compressed SF₆". IEEE Trans. PAS-92, 1973, pp. 871-877.
- [11] **Christophorou, L.G., I. Sauer, D.R. James, H. Rodrigo, M.O. Pace, J.G. Carter** and **S.R. Hunter**, "Recent Advances in Gaseous Dielectrics", Conference Record of 1984 IEEE International Symposium on Electrical Insulation, IEEE Publication 84 CH1964-6, pp. 122-136.
- [12] **Mufti, A.H.** and **A.A.O. Arafa**, "Partial Discharge Characteristic in SF₆/gas Mixtures with the Influence of N₂", IEEE International Conference on Partial Discharge, 1993, pp. 123-124.
- [13] **Mufti, A.H.** and **A.A.O. Arafa**, "Corona Development in Non-uniform Coaxial Electrode Geometry in SF₆/fluorocarbon mixtures". The Eleventh International Conference on Gas Discharges and their Applications, 1995, pp. 1-156-159.

النبضات الهالية الصادرة من الجسيمات الدقيقة الموصلة الكروية الحررة في مخاليط غاز سادس فلوريد الكبريت مع الغازات الأخرى

أنور حسن مفني

قسم الهندسة الكهربائية وهندسة الحاسبات ، كلية الهندسة
جامعة الملك عبد العزيز ، جدة - المملكة العربية السعودية

المستخلص . تم إجراء دراسة معملية للنبضات الهالية للتفريغ الكهربائي الصادرة من الجسيمات الكروية الدقيقة الموصلة الحررة باستخدام غاز سادس فلوريد الكبريت (SF_6) ، ومخاليطه مع كل من غاز النيتروجين (N_2) ، وغاز فلوريد الكربون ($C_8F_{16}O$) ، وغاز الترايثلامين ($C_2H_5)_3N$ ، وغاز الفريون ($C_2Cl_3F_3$) . كما تم تحديد كلاً من لحظة بداية التفريغ الهالي ولحظة بداية تحرك الجسيمات الدقيقة وجهد الانهيار بالإضافة إلى خصائص الشحنة مقابل الجهد ($q.v$) في هذه الغازات المخلطة . وأظهرت النتائج أن مواصفات التفريغ الهالي تتأثر بقطر الجسيم ونسب خلط الغازات وأن نسبة بسيطة من هذه الغازات المضافة تؤدي إلى انخفاض مستويات الشحنة الهالية . إضافة إلى ذلك فقد تم في هذا البحث ملاحظة وبيان حركة الجسيمات الدقيقة .